

# The Network 2023 Annual NY Supportive Housing Conference

## NYC Supportive Housing Panel

### What's New?



# Panel Discussion



- Awards/Contracts
- Eligibility/CAPS
- HASA Portfolio



- Accelerating 15/15 Production



- Supportive Housing Tenant Demographics
- Analysis of KPI's by program type and race

## NYC 15/15 Initiative & Agency Roles

---

- Formation of Supportive Housing Task Force (Public, private and non-profit sectors)
  - Development of 15k units of Supportive Housing over 15 Years
    - 7,500 Congregate + 7,500 Scattered Site Units
    - Committed to accelerating this goal by two years under Housing Our Neighbors
- 



- NYC 15/15 Coordination
- Procurement
- Eligibility
- Referrals



- Technical Assistance
- Contract Monitoring
- Evaluation



- Financing
- Rental Subsidy

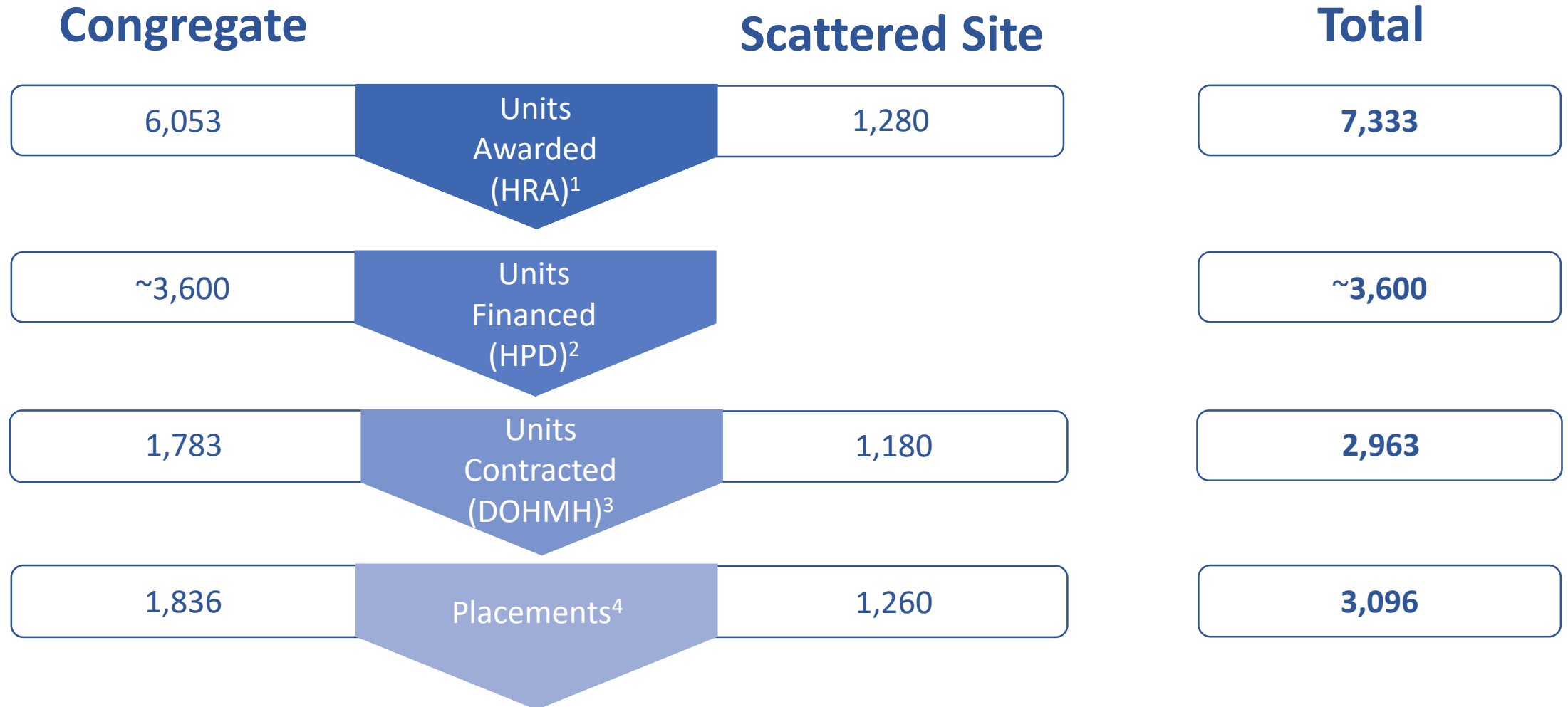
# OVERVIEW

The goal of the NYC 15/15 Supportive Housing Initiative was to **develop 15,000 units of supportive housing over 15 years** for the City's most vulnerable unhoused clients to move into permanent housing through both new construction (7,500 single site/congregate) and renting existing units in the community (7,500 scattered site).

At this point in time, the **City has awarded over 7,200 units to non-profit providers** (approx. 6,000 congregate; 1,200 scattered site) - a combination of units in each housing type across all targeted populations. While providers are developing units within each housing type and population, there are clear trends from service providers and developers that are impacting recommendations for the initiative's next steps.

City partner Agencies have coordinated closely on all elements of the initiative. Simultaneously, the City Agencies have been discussing development strategies for preserving the existing stock of over 25,000 units of supportive housing, including sites that are 25+ years old and City-owned SROs that will be transitioned to non-for-profit ownership.

**The Adams administration has committed to accelerating NYC 15/15 by two years, completing the initiative by end of 2028.**



<sup>1</sup>As of 5.25.2023.

<sup>2</sup>As of 3.31.2023 Approximate numbers. 15/15 only- does not include additional supportive housing units financed by HPD with other funding sources.

<sup>3</sup>As of 5.25.2023. Approximate numbers. Some units may be renting up in 2023. DOHMH units only- does not include 15/15-funded HASA or HPD funded veteran units.

<sup>4</sup> As of 5.25.2023. Data pulled from CAPS. Placements to DOHMH contracted sites (not 15/15 funded HASA sites).

# NYC 15/15 Awards

NYC 15/15 Initiative- Overview of Units Projected & Awarded					
By Housing Type/Population					
Housing Type	Population	Estimated Unit Projections	Units Awarded to Date	Total Units Remaining	% Awarded
<b>All SITE TYPES</b>					
	Adult Singles	10,673	5,359	5,314	50.2%
	Adult Families	1,004	168	836	16.7%
	Families with children	1,546	928	618	60.0%
	Young Adult Singles	1,236	465	771	37.6%
	Young Adult Families	541	413	128	76.3%
	<b>GRAND TOTAL</b>	<b>15,000</b>	<b>7,333</b>	<b>7,667</b>	<b>48.9%</b>
<b>Congregate</b>					
	Adult Singles	5,155	4,514	641	87.6%
	Adult Families	341	98	243	28.7%
	Families with children	654	818	-164	125.1%
	Young Adult Singles	989	390	599	39.4%
	Young Adult Families	361	233	128	64.5%
	<b>SUB-TOTAL</b>	<b>7,500</b>	<b>6,053</b>	<b>1,447</b>	<b>80.7%</b>
<b>Scattered Sites</b>					
	Adult Singles	5,518	845	4,673	15.3%
	Adult Families	663	70	593	10.6%
	Families with children	892	110	782	12.3%
	Young Adult Singles	247	75	172	30.4%
	Young Adult Families	180	180	0	100.0%
	<b>SUB-TOTAL</b>	<b>7,500</b>	<b>1,280</b>	<b>6,220</b>	<b>17.1%</b>

## Trends:

Units awarded to date show significant interest by SH providers to develop new buildings; very limited interest by providers to manage scattered site model.

**Over 80%** of originally allocated Congregate units are already awarded.

**Only 17%** scattered site awarded.

Providers are developing congregate units for families with children at higher than projected rates.

# Contracted Units to Date

## Number of NYC 15/15-DOHMH Contracted Units to Date\* by Population and Housing Type

Populations	# Congregate Contracted Units	# Scattered Site Contracted Units	Total # Contracted Units
Single Adults	1,380	775	2,155
Adult Families	22	70	92
Families with Children	296	110	406
Young Adult Singles	85	75	160
Young Adult Families	0	150	150
<b>Totals</b>	<b>1,783</b>	<b>1,180</b>	<b>2,963</b>

\* Approximate numbers. Some units may be renting up in 2023.

NOTE: Table is DOHMH units only- does not include 15/15-funded HASA or HPD funded veteran units.

## NYC 15/15 Approved Applications and Clients Awaiting Placement Counts

NYC 15/15 Population	# Approvals* since start of NYC 15/15 (01/03/2017 – 1/27/2023)	# Current Approvals/ Clients Waiting Placement
1 Single Adults	16,375	<b>1,012</b>
2 Adult Families	644	<b>17</b>
3 Families with Children	1,517	<b>112</b>
4 Young Adult Singles	3,612	<b>458</b>
5 Young Adult Families	952	<b>104</b>
6 Any NYC 15/15 Population	22,316	<b>1,650</b>

\* Clients may have multiple approved applications, and each application may be approved for more than one population.

### Trends:

**Single Adults** have historically been the highest group of clients served in SH and the highest group of clients with approved SH applications.

All **Family populations** have smaller numbers of approved applications. City Agencies closely coordinate to expand eligibility in targeted situations to ensure new buildings for families have eligible referrals. Unit development continues to outpace application submission.

Reasons for lower #s include:

- Historically limited SH opportunities for families to move into.
- Families where HH living with mental health or SU history are hesitant to apply for SH (preference for non-programmatic housing, stigma, custody fears).



# NYC 15/15 Placements ( As of 5.25.2023)

Population	# Placements to 15/15 Congregate Housing	# Placements to 15/15 Scattered Site Housing	Total Placements
Single Adults	1,422	830	2,252
Adult Families	22	75	97
Families with Children	297	96	393
Young Adult Singles	95	93	188
Young Adult Families	0	166	166
<b>Total</b>	<b>1,836</b>	<b>1,260</b>	<b>3,096</b>

Note: Data pulled from CAPS. Placements to DOHMH contracted sites (not 15/15 funded HASA sites).

# Coordinated Referral and Placement

- Implemented the Referral Request process with supportive housing providers in April 2022 to expedite move ins to vacant units. This process was made electronic in CAPS in October 2022.
- Elimination of manual tracking process (manifest) to supportive housing providers and DHS contracted shelters – implemented March 2023 in close collaboration with DHS program leadership.
- CUCS as a Placement Entity in CAPS for SOMH as part of SPOA redesign since April 2022
- Monitoring tools in CAPS and training/outreach with providers have resulted in increased occupancy rates to date - 93.8% from just below 90% since May 2022 .

# HASA Supportive Housing Portfolio

The HIV/AIDS Administration (HASA) provides critical benefits and services to one of New York City's most vulnerable populations; low-income New Yorkers diagnosed with HIV or AIDS. Among the services provided are case management and access to emergency housing, as well as permanent supportive housing. As of April 2023, HASA served 32,790 clients, including 2,632 families.

<b>Permanent Supportive Housing</b>	<b>Units</b>
Congregate	2860
Scattered-Site	2672
Total:	5532

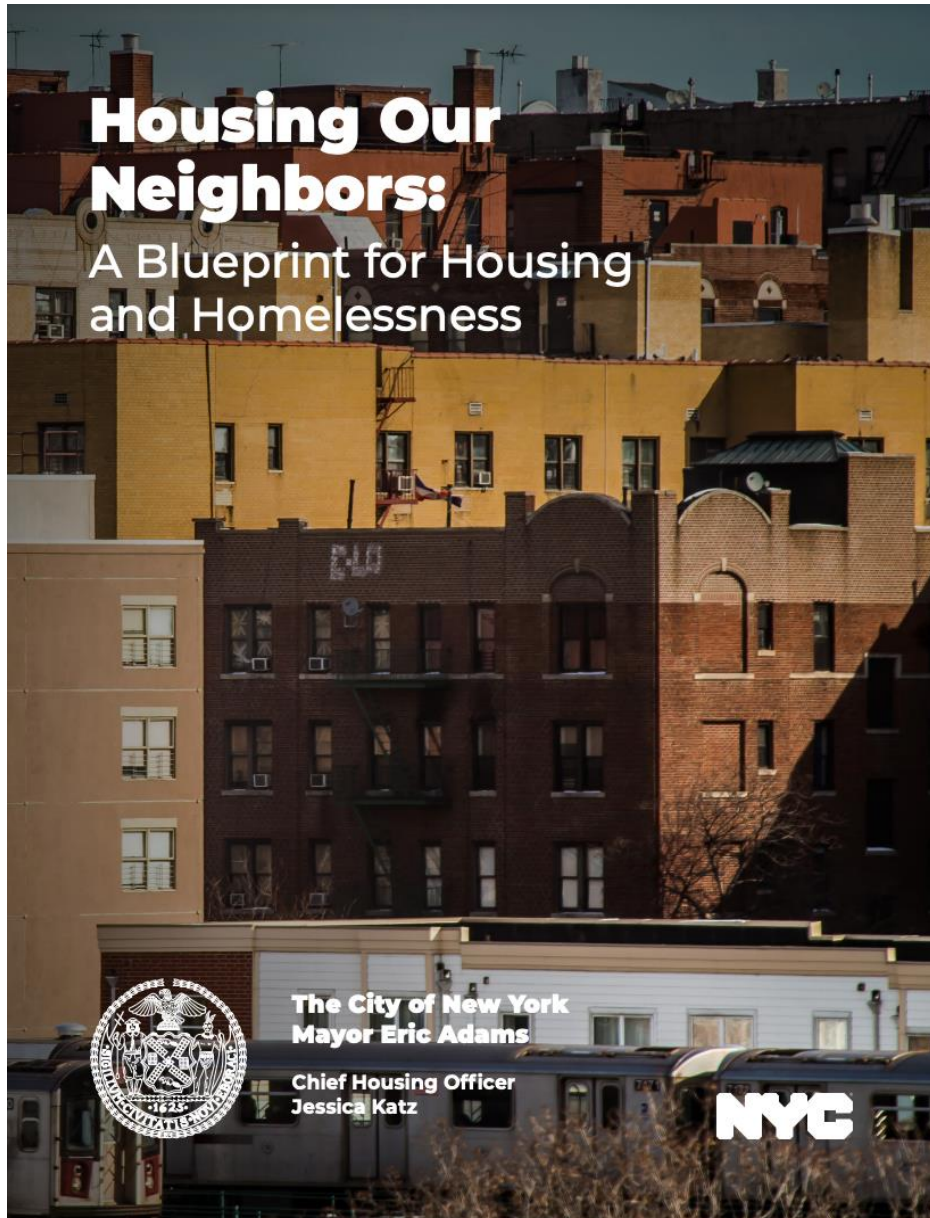
<b>Transitional Supportive Housing</b>	<b>Units</b>
Emergency Transitional	782

# HASA Supportive Housing Updates

1. In Fiscal Year 2023, HASA released an RFP and awarded 400 units of NYNYIII Scatter Site Housing and 2,272 units of non-NYNYIII Scatter Site Housing – representing the entire HASA scatter-site portfolio.
2. In Fiscal Year 2024, HASA will be releasing an open-ended RFP for 3,000 units of Transitional Congregate Housing, including approximately 2,100 new units.
3. To increase the ability of housing providers to recruit case management staff, HASA amended the educational requirement for Case Workers. Candidates are no longer required to have an undergraduate degree. Instead, candidates must possess a high school diploma or equivalent and have at least four (4) years of experience in social services.

<http://www.nyc.gov/html/hra/html/services/hasa.shtml>

- Since 2014, HPD has financed approximately **10,000** supportive units. This includes units funded under:
  - NYC 15/15
  - NYNY3
  - state and federal resources
  - preservation of existing supportive housing units.
- Of those 10,000 supportive housing units financed, **7,100** have completed construction.
- Since the launch of the NYC 15/15 initiative, HPD has financed approximately **3,600 NYC 15/15 units**
  - Of those, nearly half have completed construction



Commitment to accelerate supportive housing goals- 15,000 units by the end of 2028, two years ahead of schedule

- Financing tools:
  - Supportive housing can be included in most HPD new construction loan programs
  - Looking at ways to finance supportive housing without the need for LIHTC and/or volume cap
  - Prioritizing preservation of existing supportive housing
- Land tools:
  - Private sites:
    - Continuing to support acquisition for development as supportive housing
  - Public sites:
    - HPD RFPs
    - H+H Housing for Health
    - Supportive Housing Request For Qualifications



# Accelerating NYC 15/15 Production

- HPD released the Supportive Housing RFQ in May 2023, with initial applications due earlier this month
- Lead to the creation of a new Qualified Developer list for designation of City sites for the development of supportive housing
  - Expected release is later this year
- While initial application passed, HPD will accept applications on a rolling basis for future updates to the Qualified List
- If you are interested in learning more:
  - Visit: [Supportive Housing RFQ - HPD \(nyc.gov\)](#)
  - Email questions to [SupportiveHousingRFQ@HPD.nyc.gov](mailto:SupportiveHousingRFQ@HPD.nyc.gov)

# Who lives in supportive housing and how are they doing?

Jamie Neckles, Assistant Commissioner for Mental Health,  
NYC Department of Health and Mental Hygiene

## Agenda

- Supportive housing tenant demographics
- Analysis of key performance indicators by site type and race

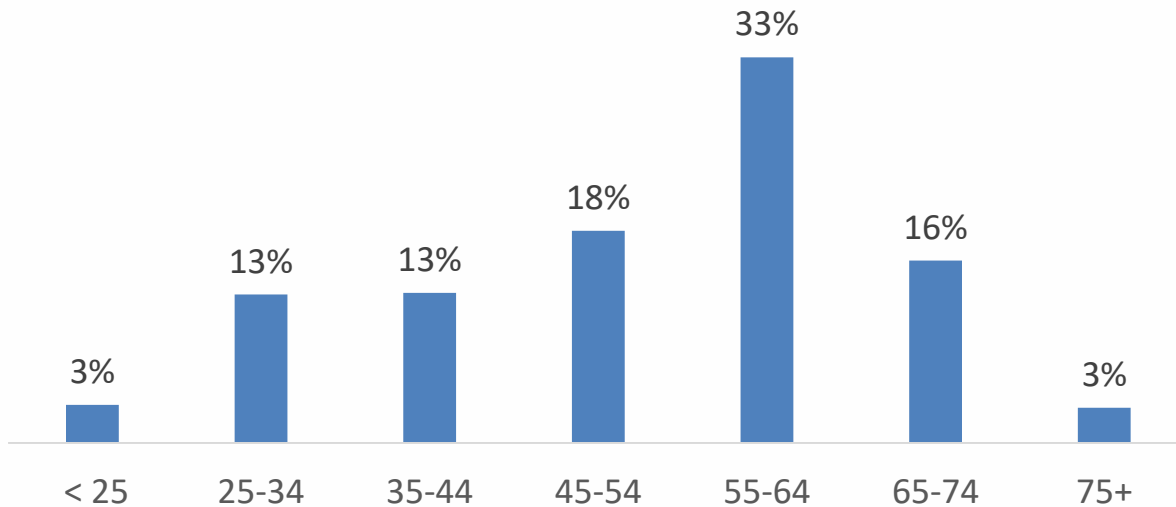
## Qualifications

- Data presented in the following slides comes from DOHMH contracted supportive housing providers for tenants in DOHMH contracted supportive housing units
- Data reflects tenant information as of December 31, 2022
- Data available to DOHMH as of June 9, 2022

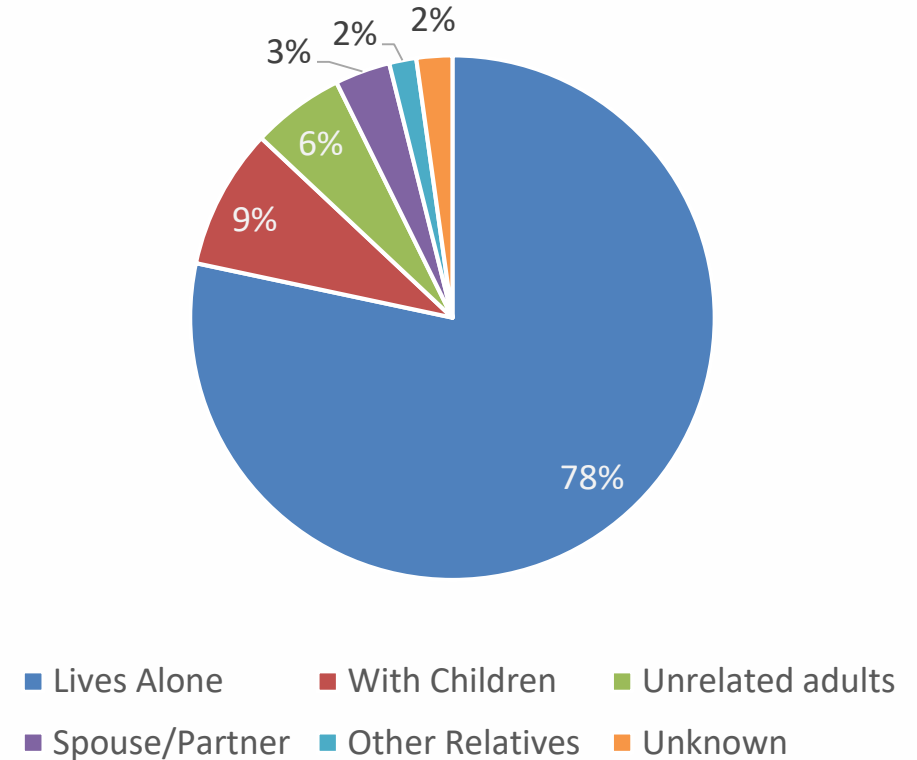
# Demographics: Household composition, age and site type of current residents, N=9,113

- 76% (6,971) in congregate
- 24% (2,199) in scattered site

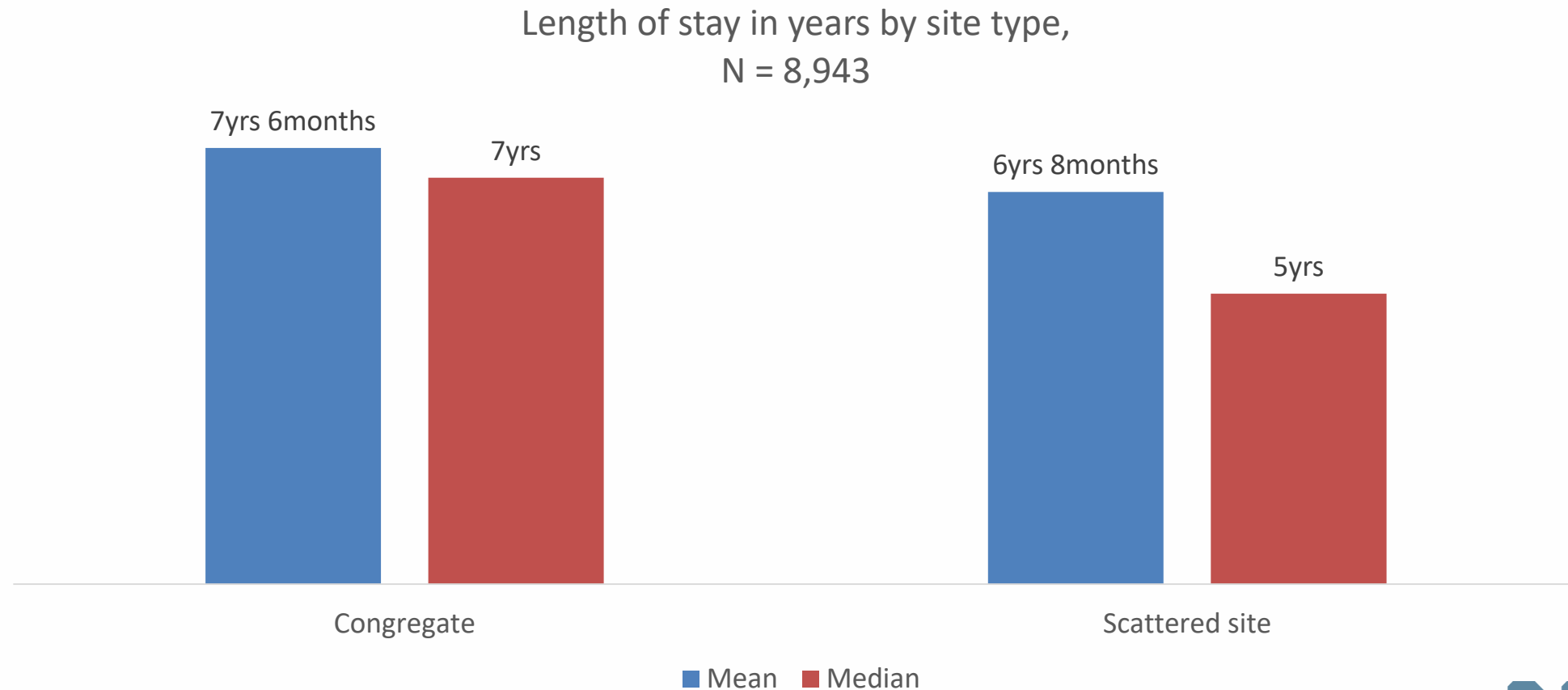
Residents by age, N=9,113



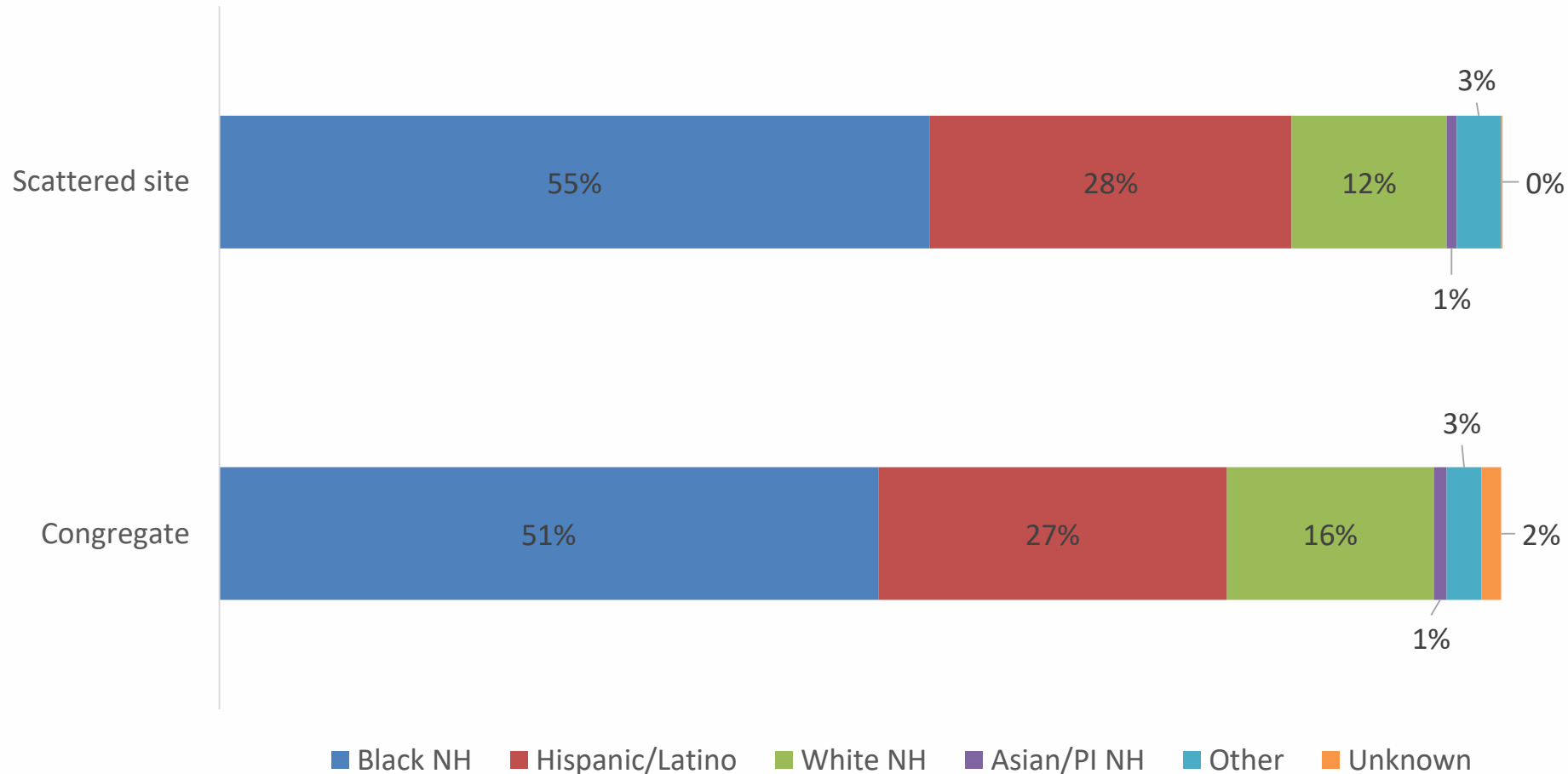
Residents by Household Composition, N=9,113



# Demographics: Length of time in supportive housing (in years)



# Demographics: Current residents by site type by race/ethnicity, N=9,113



# Key Performance Indicators (KPIs)

- Primary factors that reflect housing program's impact on residents maintaining a stable and healthy life.

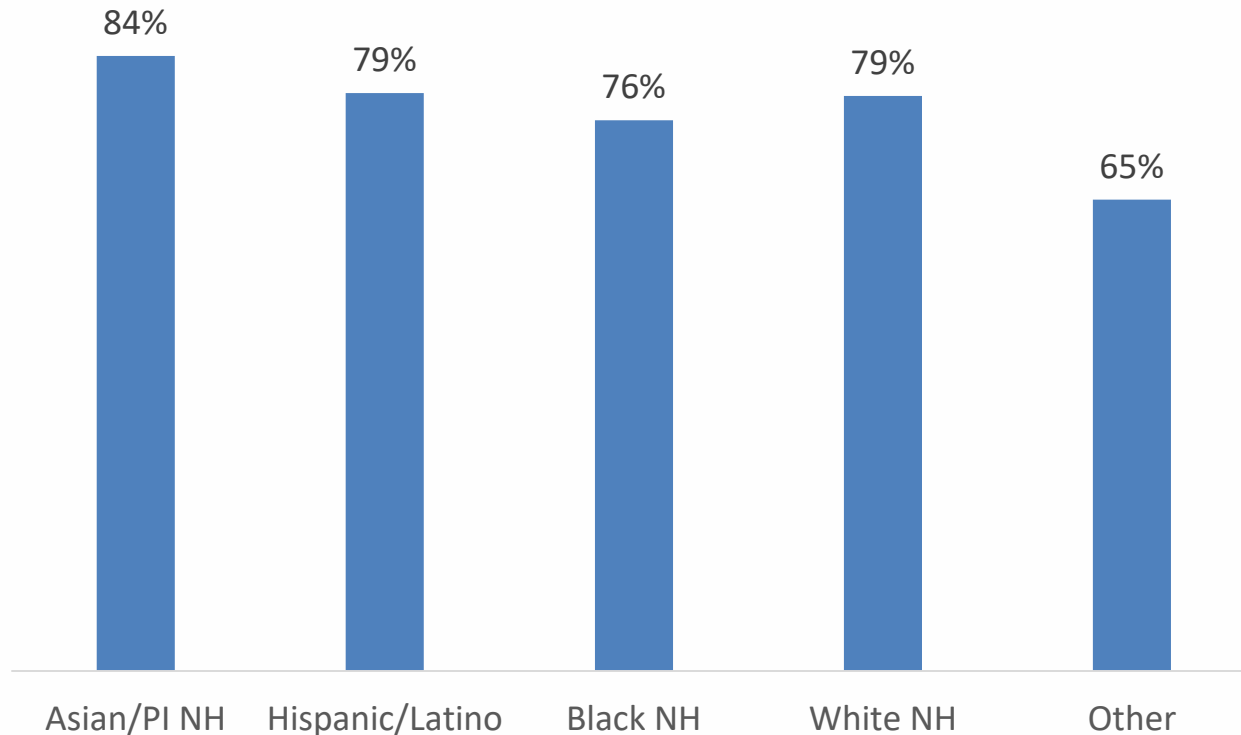
**Connection to PCP**: being connected to healthcare can lead to getting more preventative care services and healthier life.

**Rental arrears**: ensure residents develop budgeting and money management skills and understanding financial responsibilities.

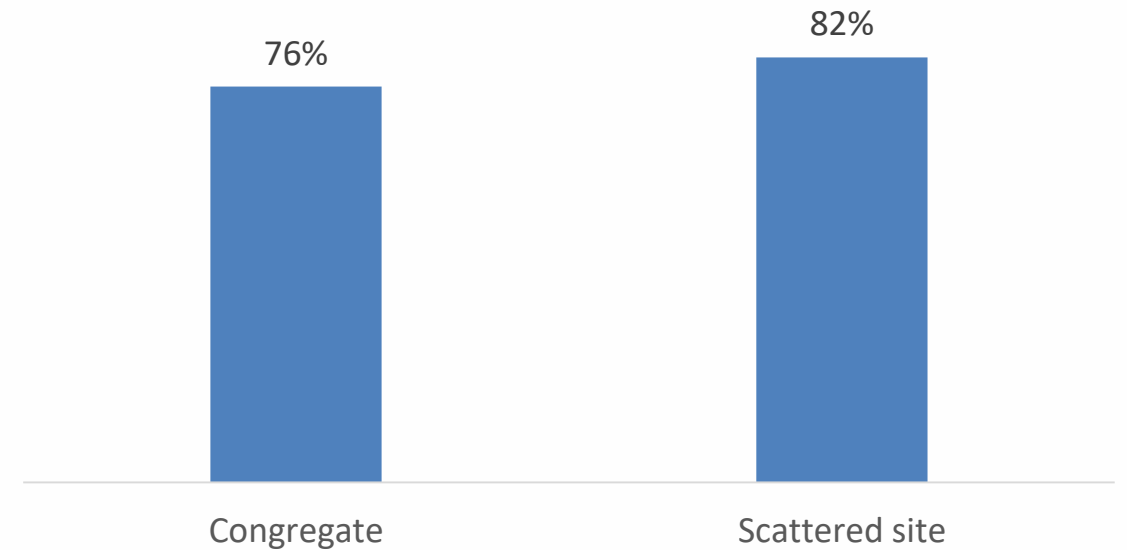
**Discharge Reason & Length of stay** demonstrates the strength of the program to support the permanency and growth of the resident.

# Percentage of residents with Primary Care Physician (PCP) by race/ethnicity and by site type

Percent of those who have PCP by race, N=9,113



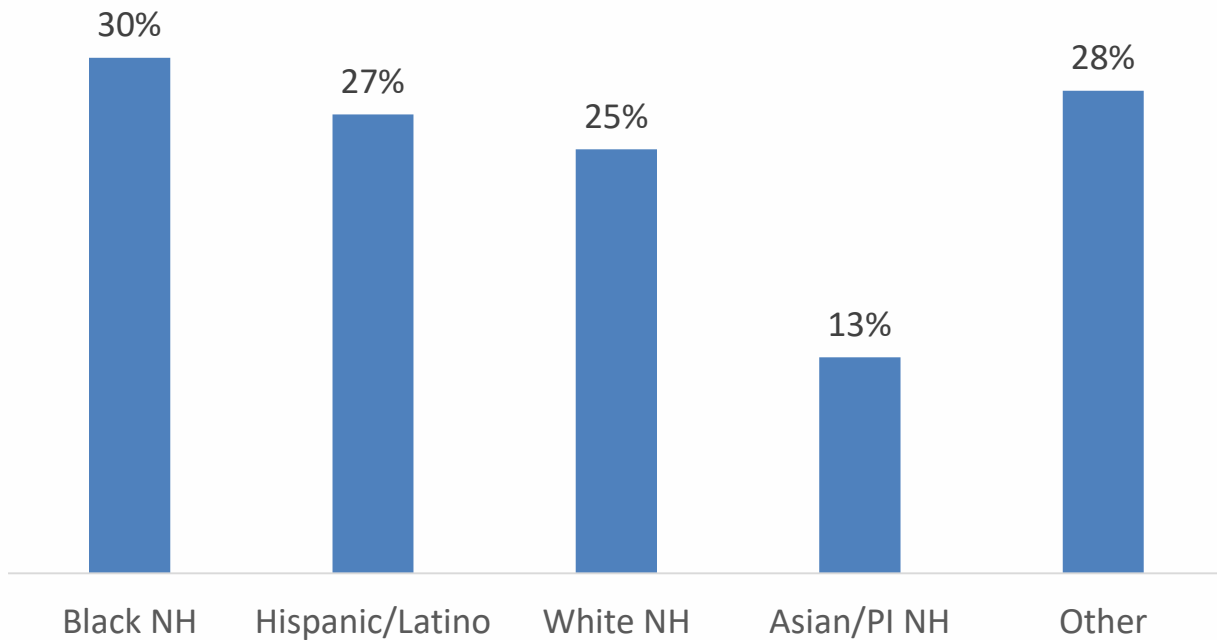
Percent of residents with Primary Care Physician by site type, N = 9,113



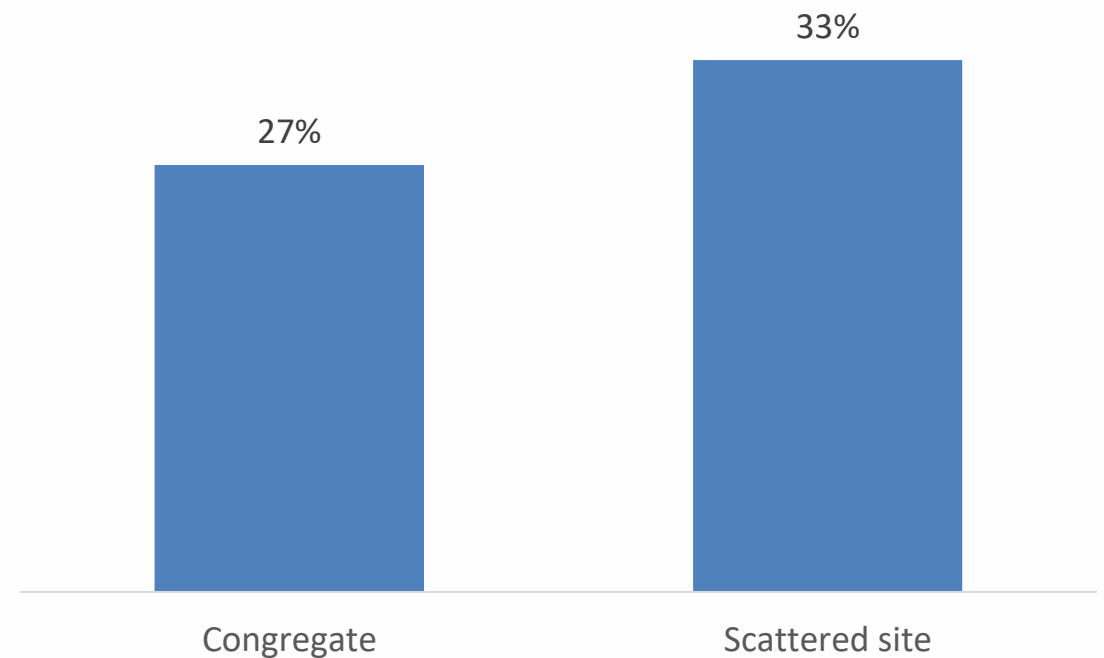


# Percent of residents in rental arrears, by race/ethnicity and site type

Rental Arrears in most recent records, by Race/Ethnicity, Percent of race, N=9,113



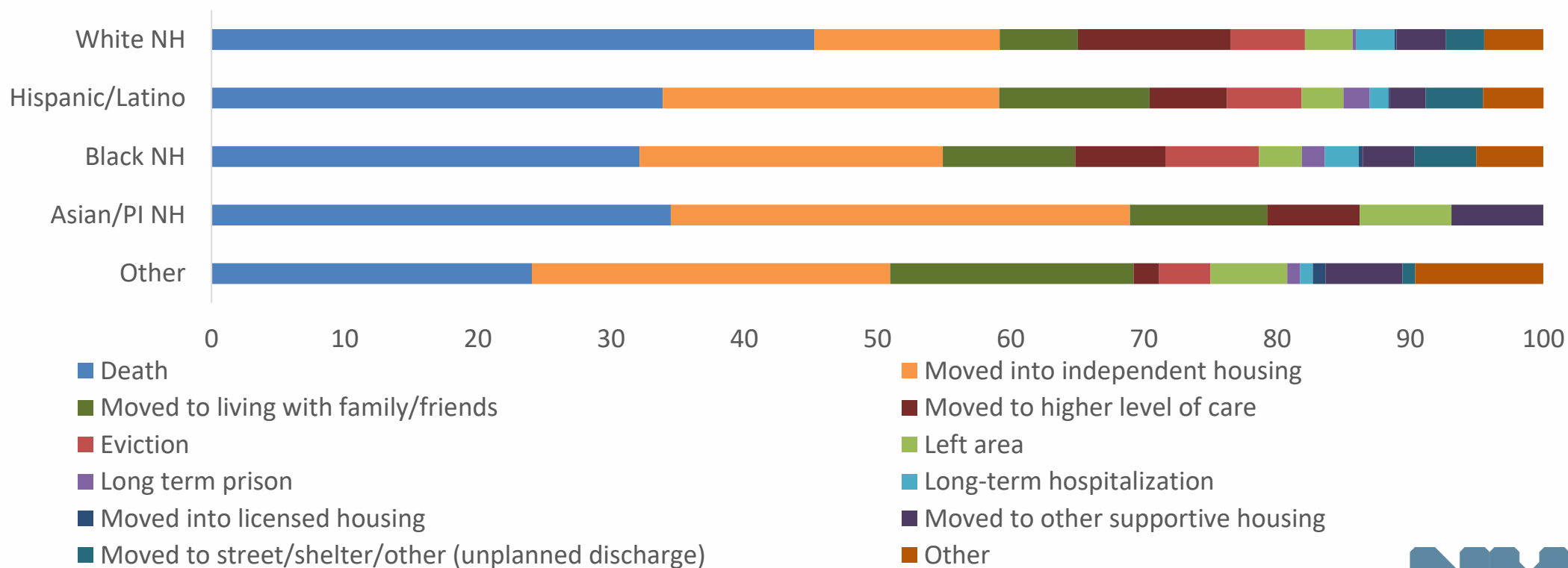
Percent of residents in rental arrears, by site type, N=9,113



# Reasons for discharge by race/ethnicity

(among residents discharged between Jan 2017 and Dec 2022)

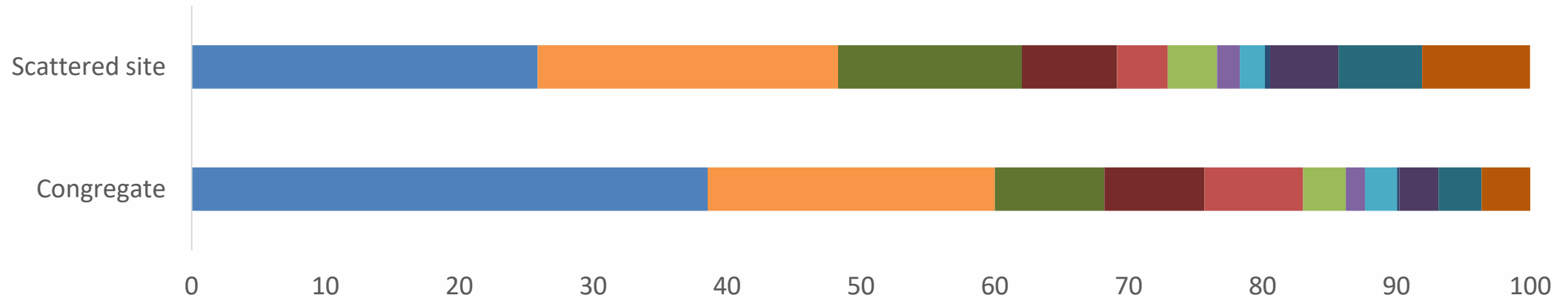
Percent of Residents discharged by reason and by race as of 12/31/2022, N=3,657



# Reason for discharge by site type

(among residents discharged between Jan 2017 and Dec 2022)

Residents discharged by site type of 12/31/2022, N=3,624



- Death
- Moved to living with family/friends
- Eviction
- Long term prison
- Moved into licensed housing
- Moved to street/shelter/other (unplanned discharge)
- Moved into independent housing
- Moved to higher level of care
- Left area
- Long-term hospitalization
- Moved to other supportive housing
- Other

# Additional Resources

- [CAPS Trainings \(nyc.gov\)](#) Coordinated Assessment and Placement System
- [HUD Resources - CCOC \(nyc.gov\)](#) Supportive Housing Navigation Tools
- [Term Sheets - HPD \(nyc.gov\)](#) HPD Term Sheets